

AquaGard® 7200 & 7300 SERIES: FLAT BELT END DRIVE



Specifications:

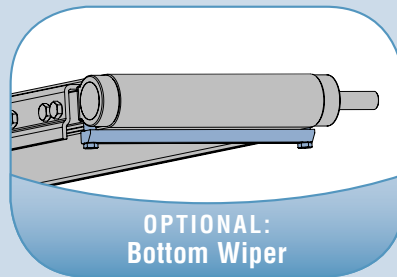
- Loads up to 60 lbs* (27 kg)
- Belt speeds up to 264 ft/min (81 m/min)
- Belt widths: 1.75" (44 mm) to 18" (457 mm)
- Conveyor lengths: 2' (610 mm) to 18' (5,486 mm)
- 11 gauge stainless steel roll formed frame
- Complete stainless steel construction
- 1.25" (32 mm) diameter drive pulley turns approximately 4.25" (108 mm) of belt per revolution
- 1.5" (38 mm) bottom of frame to top of belt
- Self-aligning stainless steel sealed bearings with FDA approved solid lubricant
- Washdown rated gearmotors and controls
- CE models available




* Conveyor load capacity depends on conveyor size, incline, motor position, accumulated loads and other factors.

Features & Benefits:

- Quick five-minute belt change for increased uptime
- Rack and pinion for fast single point belt tensioning
- 304 stainless steel frame, head and tail plates are polished to a #4 finish
- V-Groove frame with guided belt ensures accurate tracking
- Wedge-Lok® system for impact protection
- Streamlined design fits where other conveyors do not
- Low profile, single piece frame for quick, easy cleaning
- Quick-clamp rail for easy mounting of bolt-on accessories
- Optional 0.25" (6 mm) thick bottom wiper
- A variety of FDA approved belting to meet application needs



OPTIONAL:
Bottom Wiper



OPTIONAL:
Tool-less Belt
Change Handles

Tool-less Belt Change Handles for quick belt release. Part # 456060



7200 RATED FOR
LOW PRESSURE

Soap & Water
Cleaners

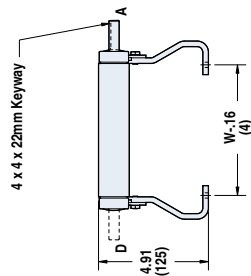


7300 RATED FOR
HIGH PRESSURE

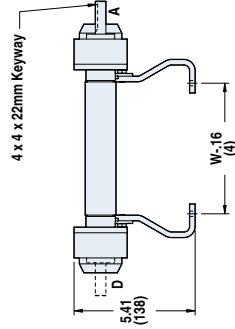
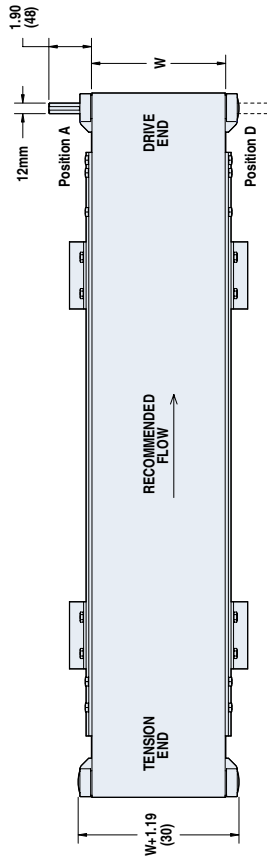
Chlorinated Cleaners

Order gearmotor mounting packages and gearmotors separately, see pages 206-214.
For support stands and accessories, see pages 215-216.

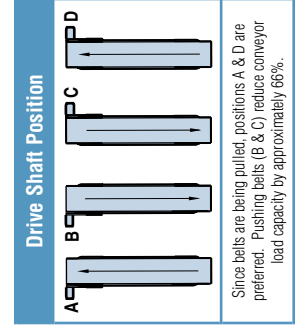
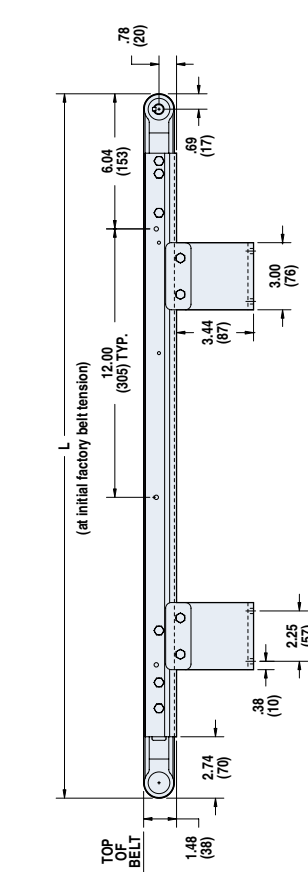
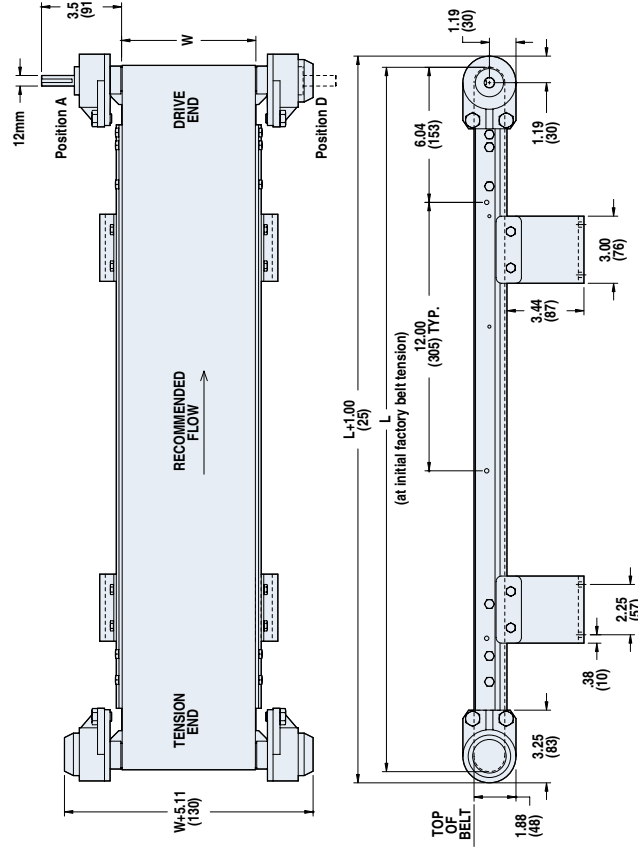
For ordering information, see pages 217 and 218



7200



7300



W = Conveyor Belt Width
Dim = in (mm)

| STANDARD SIZES | | | | | | | | | |
|----------------------------------|--------------|--------------|---------------------------------|------------|------------|---------------|-------------|-------------|-------------|
| Conveyor Width Reference | 02 | 03 | 04 | 05 | 06 | 08 | 10 | 12 | 18 |
| Conveyor Belt Width (W) | 1.75" (44mm) | 2.75" (70mm) | 3.75" (95mm) | 5" (127mm) | 6" (152mm) | 8" (203mm) | 10" (254mm) | 12" (305mm) | 18" (457mm) |
| Conveyor Length Reference | 0200 | | 0001 increments up to... | | | 1800 | | | |
| Conveyor Length (L) | 2' (610mm) | | 0.12" (3mm) increments up to... | | | 18' (5,486mm) | | | |

Note: Lengths 13' to 18' available in widths 6" to 18" only.

For more information, go to www.dorner.com. Call 800.397.8664 or 262.367.7600.
Due to the wide variety of drive set ups and applications, point of installation guarding is the responsibility of the end user.